

11-2023

1L First Week Pizza Survey Results 2019-2023

Mendik Library

New York Law School, farrah.nagrampa@nyls.edu

Follow this and additional works at: https://digitalcommons.nyls.edu/pizza_survey

Recommended Citation

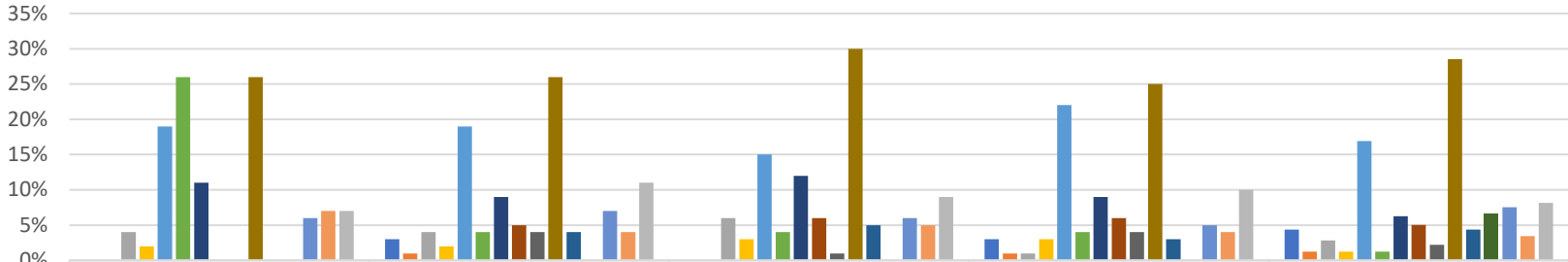
Library, Mendik, "1L First Week Pizza Survey Results 2019-2023" (2023). *First Week Pizza Survey Results*. 5.

https://digitalcommons.nyls.edu/pizza_survey/5

This Article is brought to you for free and open access by the The Mendik Library at DigitalCommons@NYLS. It has been accepted for inclusion in First Week Pizza Survey Results by an authorized administrator of DigitalCommons@NYLS. For more information, please contact camille.broussard@nyls.edu, farrah.nagrampa@nyls.edu.

New York Law School Mendik Library First Week Pizza Survey Results 2019-2023

Q1. What is your favorite pizza topping?

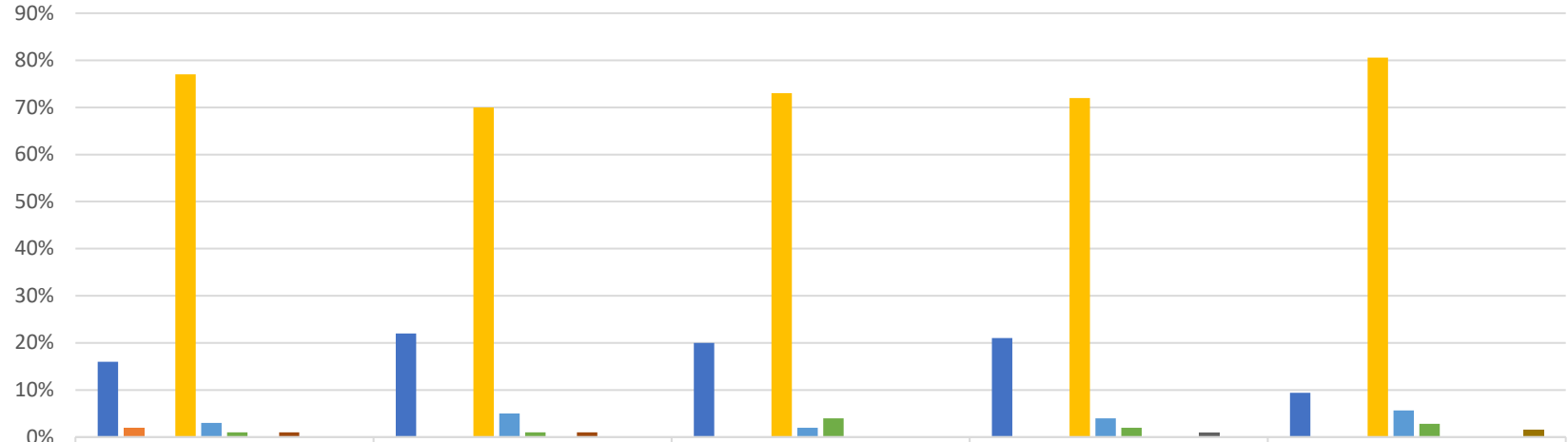


	2019	2020	2021	2022	2023
I don't eat pizza**		3%		3%	4%
Anchovies**		1%	0%	1%	1%
Bacon	4%	4%	6%	1%	3%
Broccoli*	2%	2%	3%	3%	1%
Extra Cheese	19%	19%	15%	22%	17%
Meatballs	26%	4%	4%	4%	1%
Mushrooms	11%	9%	12%	9%	6%
Olives**		5%	6%	6%	5%
Onions**		4%	1%	4%	2%
Pepperoni	26%	26%	30%	25%	29%
Peppers**		4%	5%	3%	4%
Pineapple***	0%	0%			7%
Sausage	6%	7%	6%	5%	8%
The "Works"	7%	4%	5%	4%	3%
Other	7%	11%	9%	10%	8%

*This answer choice was featured in the survey for the first time in 2019
 **These answer choices were featured in the survey for the first time in 2020
 ***This answer choice was featured in the survey for the first time in 2023

New York Law School Mendik Library First Week Pizza Survey Results 2019-2023

Q2. Which form of electronic communication do you use most often?

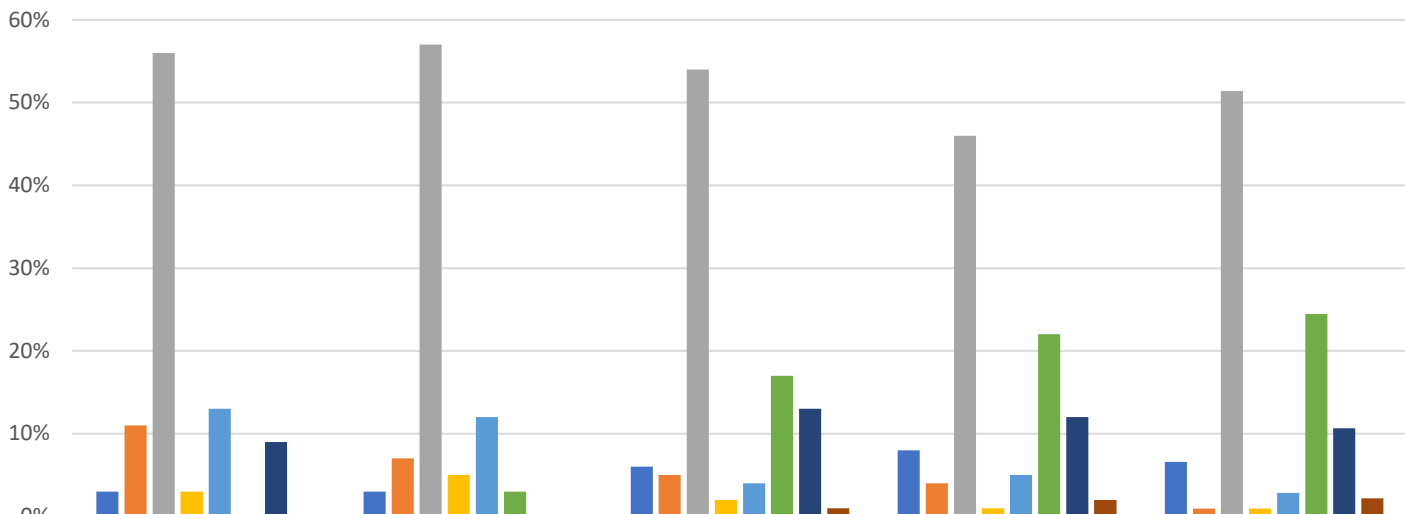


	2019	2020	2021	2022	2023
Email	16%	22%	20%	21%	9%
Facebook Messenger *	2%	0%			
Google Hangouts	0%	0%			
iMessaging/ Text Messaging	77%	70%	73%	72%	81%
WhatsApp*	3%	5%	2%	4%	6%
Facetime*	1%	1%	4%	2%	3%
Skype*	0%	0%			
Social Media Apps*	1%	1%			
Slack**			0%	1%	0%
Other **			0%	0%	2%

*These answer choices were featured in the survey for the first time in 2017, but were removed after 2019
 **These answer choices were featured in the survey for the first time in 2021, it was not included in the survey for 2023

New York Law School Mendik Library First Week Pizza Survey Results 2019-2023

Q3. Which social networking platform do you spend the most time on?

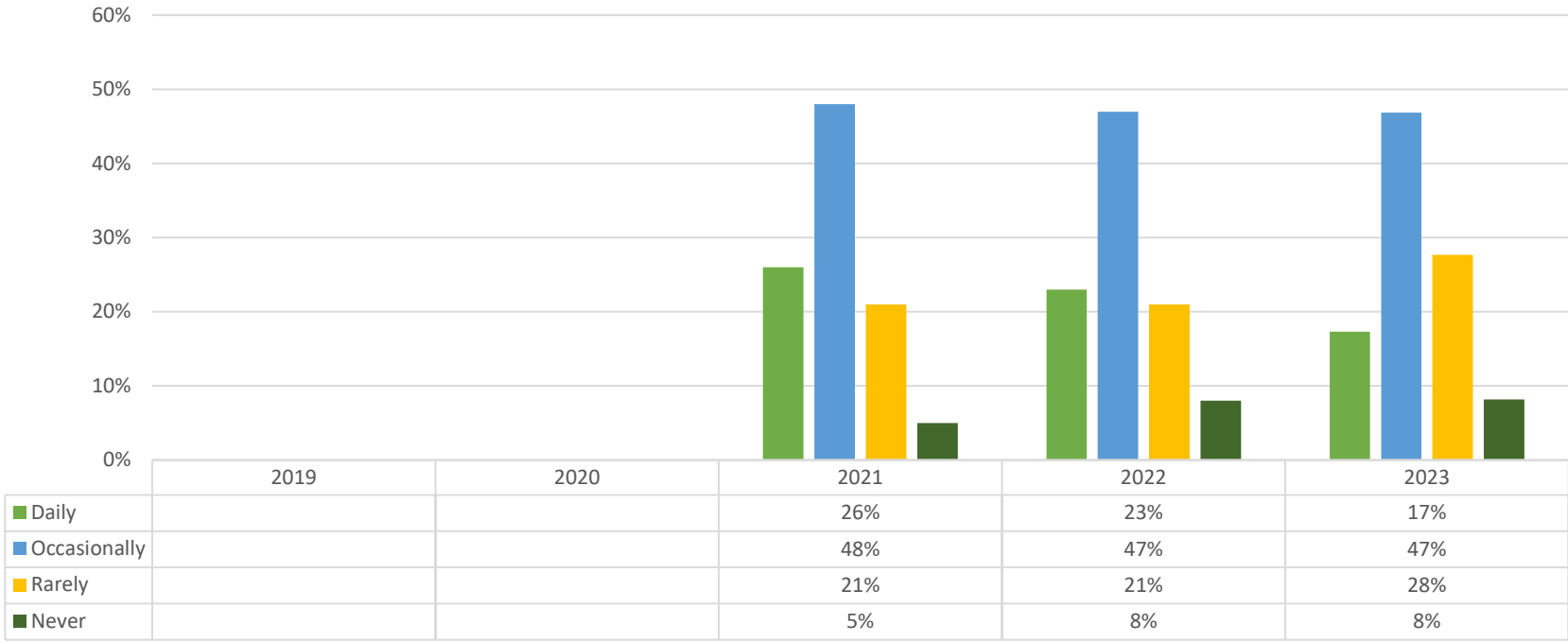


	2019	2020	2021	2022	2023
I do not spend time on social networking platforms	3%	3%	6%	8%	7%
Facebook	11%	7%	5%	4%	1%
Instagram	56%	57%	54%	46%	51%
LinkedIn	3%	5%	2%	1%	1%
Snapchat	13%	12%	4%	5%	3%
TikTok*		3%	17%	22%	24%
X (Formerly known as Twitter)	9%		13%	12%	11%
Other			1%	2%	2%

*This answer choice was featured in the survey for the first time in 2020

New York Law School Mendik Library First Week Pizza Survey Results 2019-2023

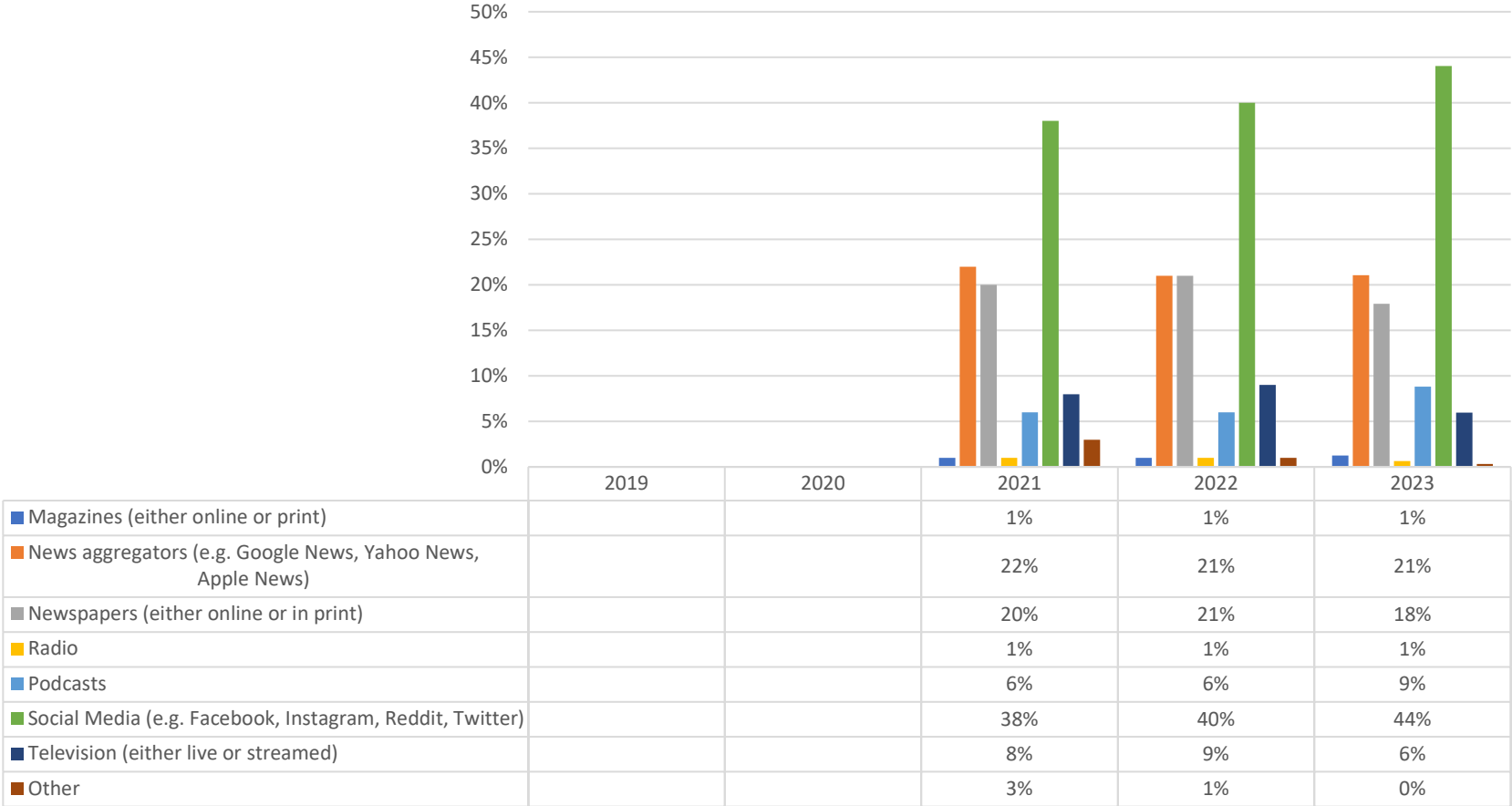
Q4. How often do you read the online version of print newspapers such as, for example the Atlanta Journal Constitution, Boston Globe, Chicago Tribune, Detroit Free Press, New York Times, Wall Street Journal, Walla Walla Union Bulletin or the Washington Post?



***This question was featured in the survey for the first time in 2021**

New York Law School Mendik Library First Week Pizza Survey Results 2019-2023

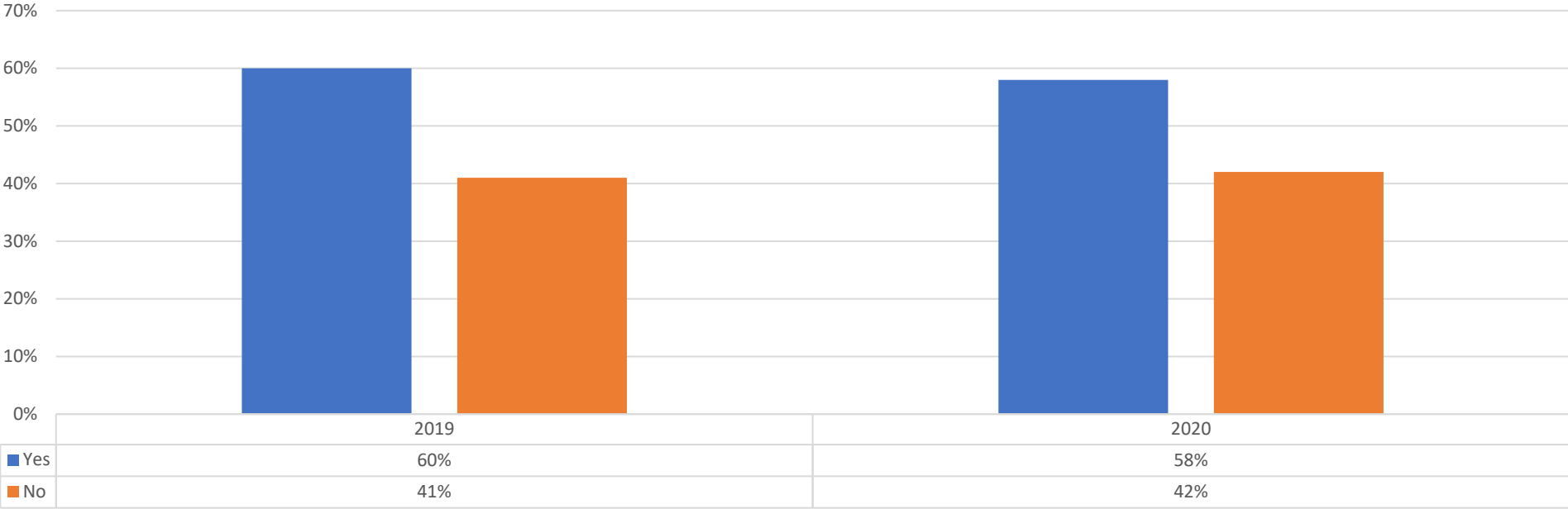
Q5. From which of the following sources do you most often get your news?*



***This question was featured in the survey for the first time in 202**

New York Law School Mendik Library First Week Pizza Survey Results 2019-2023

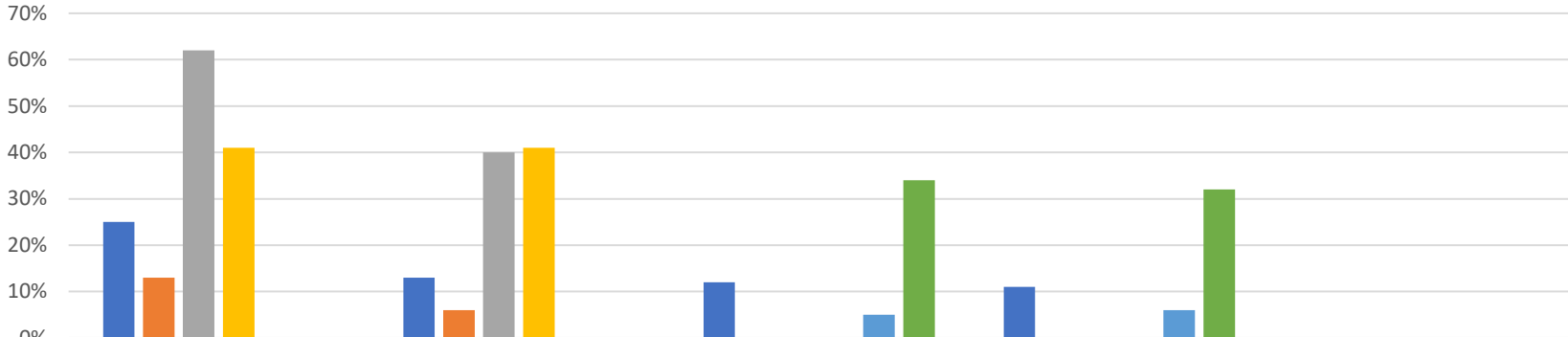
Q6. Do you have a Twitter Account?*



***This question was featured in the survey from 2018 through 2020**

New York Law School Mendik Library First Week Pizza Survey Results 2019-2023

Q7. If you have a Twitter account, how many Twitter feeds do you regularly follow?*



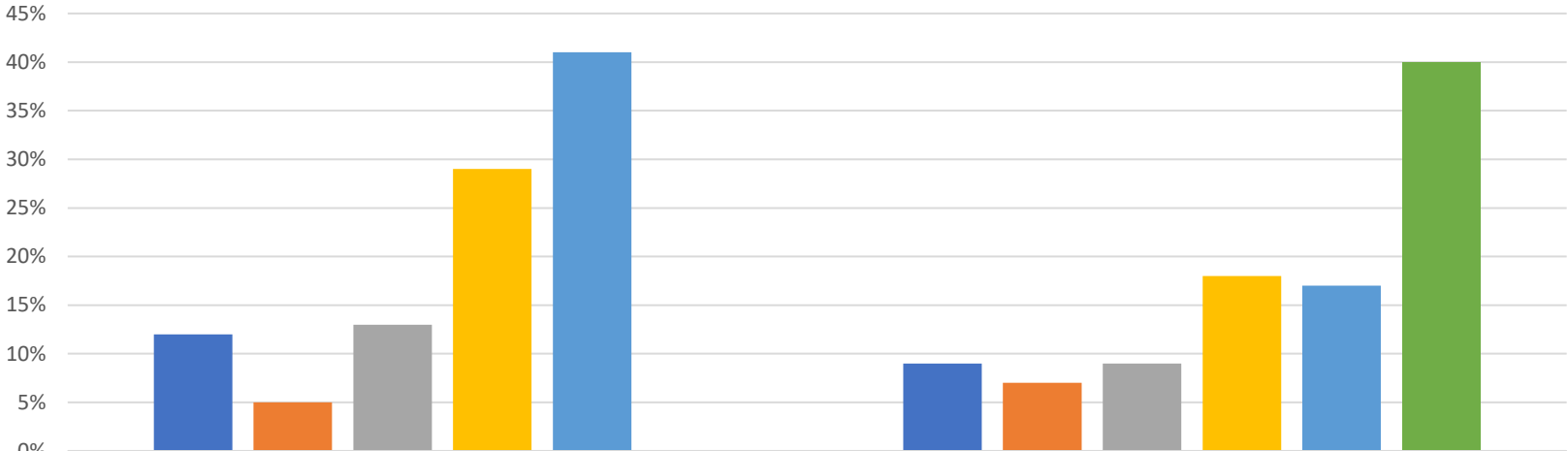
	2019	2020	2021	2022	2023
One to Five Twitter Feeds	25%	13%	12%	11%	
More than Five Twitter Feeds	13%	6%			
I don't have an account	62%	40%			
None**	41%	41%			
6 to 10**			5%	6%	
11-infinity (and beyond)**			34%	32%	

***This question was not featured in the survey for 2023**

****These answer choices were featured in the survey for the first time in 2021**

New York Law School Mendik Library First Week Pizza Survey Results 2019-2023

Q8. If you have a Twitter account, how many times do you tweet or retweet?*



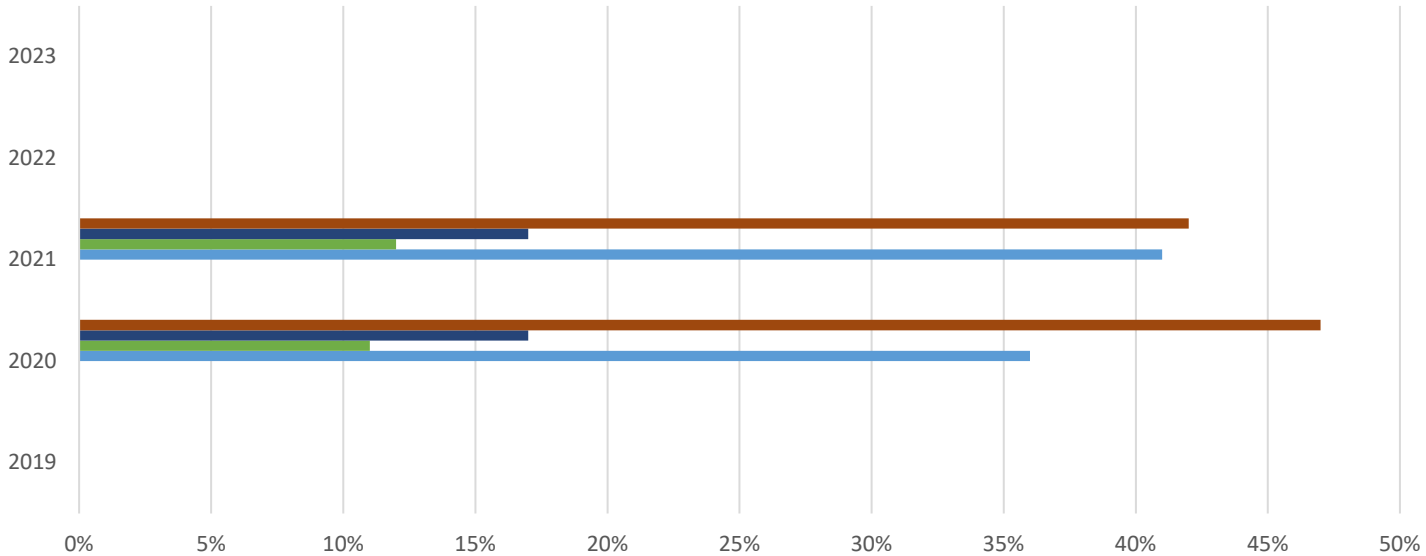
	2019	2020
■ Daily	12%	9%
■ Weekly	5%	7%
■ Occasionally	13%	9%
■ Rarely	29%	18%
■ Never	41%	17%
■ I don't have an account	0%	40%

***This question was removed from the survey after 2020**

****This answer choice was featured in the survey for the first time in 2017**

New York Law School Mendik Library First Week Pizza Survey Results 2019-2023

Q9. Which of the following devices, if any, do you own?*

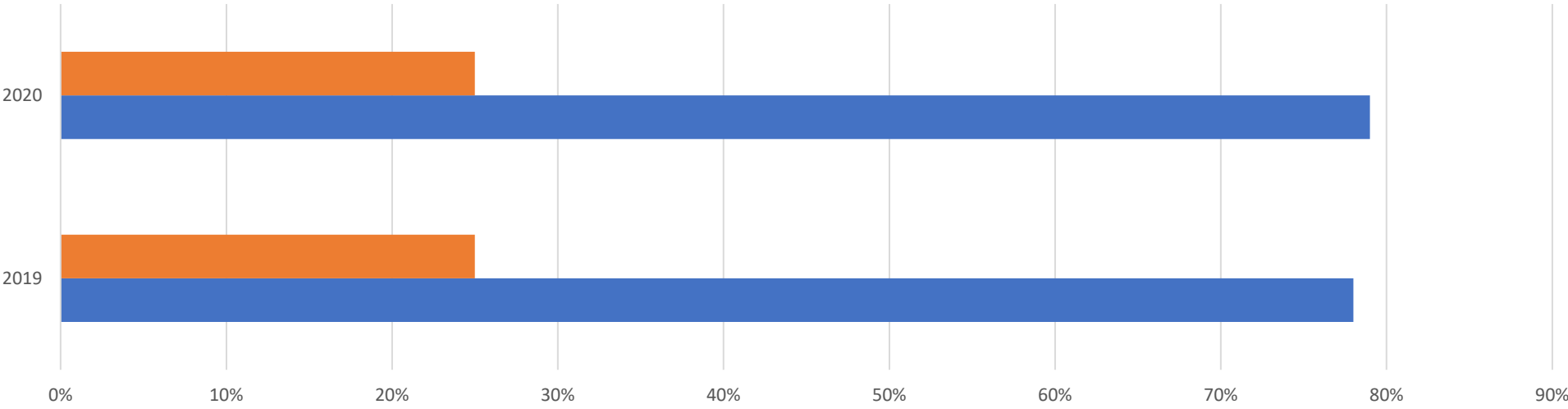


	2019	2020	2021	2022	2023
None		47%	42%		
E-book reader (Kindle, Nook, etc.)		17%	17%		
Tablet Device other than iPad		11%	12%		
iPad		36%	41%		
Other Smart Phone***					
Android Phone***					
iPhone					
Blackberry**					

***This question was featured in the survey from 2016 through 2020**
****This answer choice was removed from the survey in 2018**
*****These answer choices were removed from the survey in 2019**

New York Law School Mendik Library First Week Pizza Survey Results 2019-2023

Q10. The computer you use most often is a:*

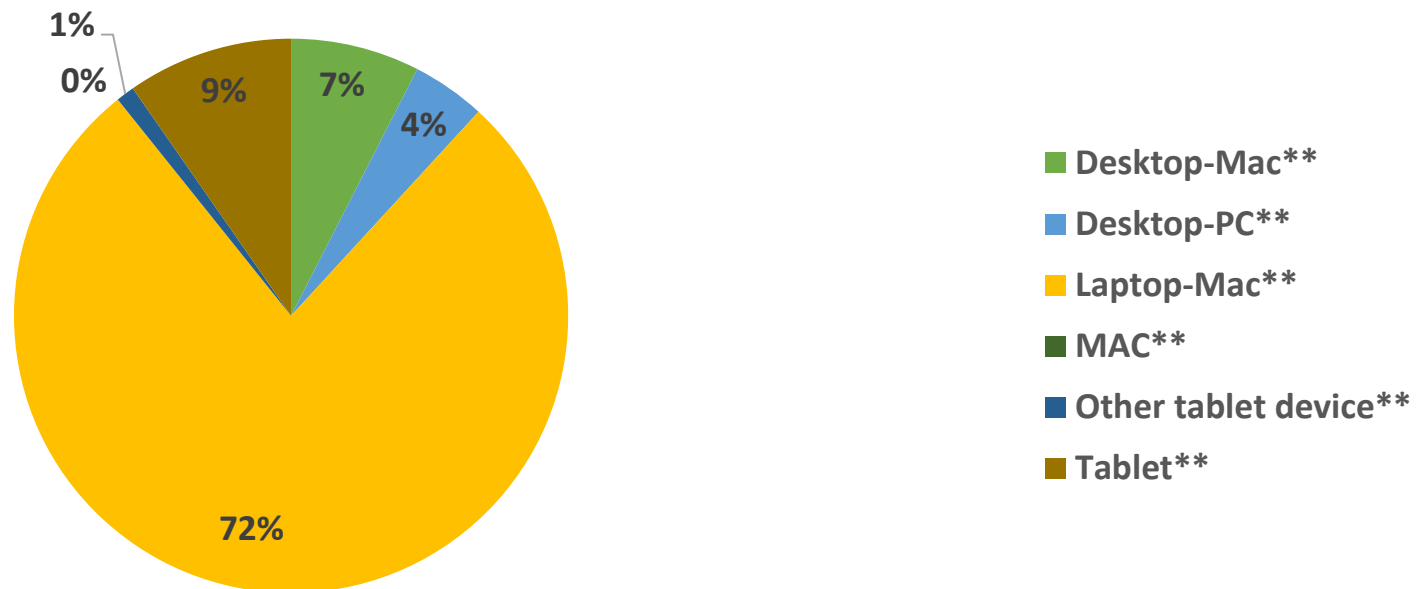


	2019	2020
PC	25%	25%
Mac	78%	79%

***This question was featured in the survey from 2018 through 2020 and was removed after 2020**

New York Law School Mendik Library First Week Pizza Survey Results 2019-2023

Q11. If you own a computer, please specify the type(s)*:

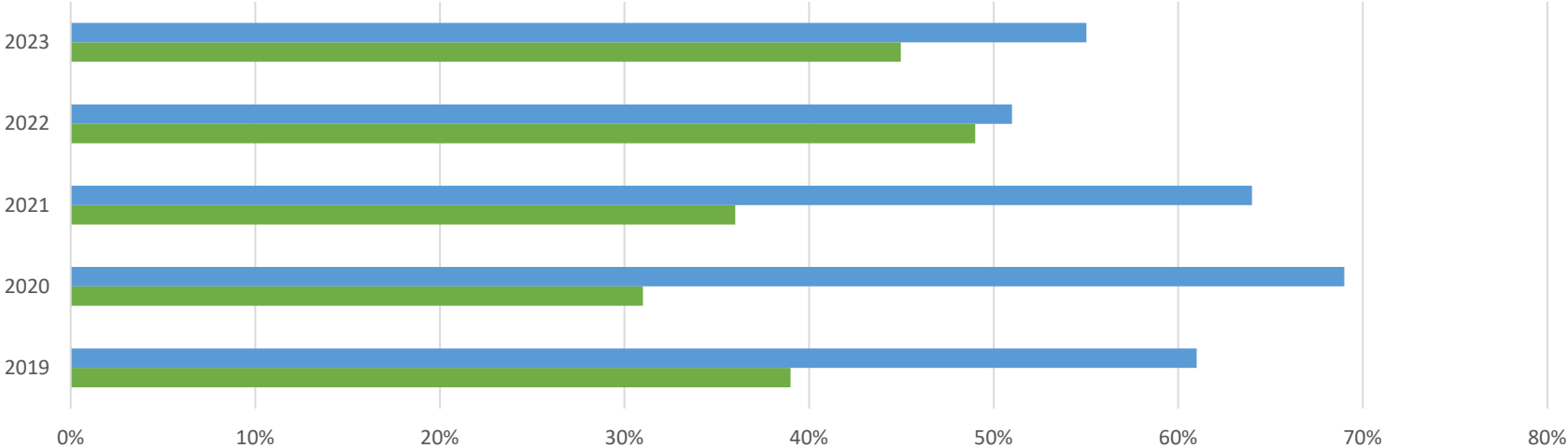


*This question was featured in the survey for 2018 and 2020 and was removed after 2020

**These answer choices were included in the survey for the first time in 2018

New York Law School Mendik Library First Week Pizza Survey Results 2019-2023

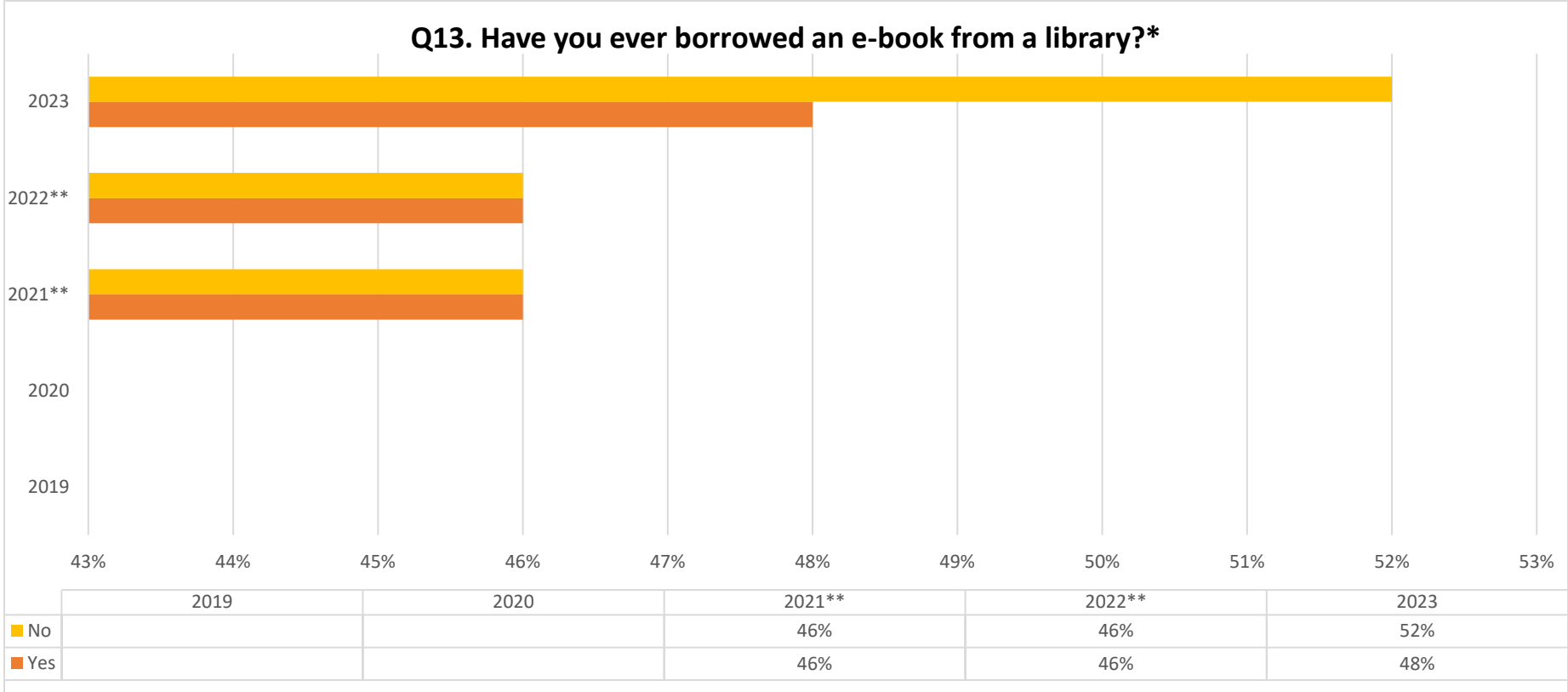
Q12. Have you ever used your *phone* to access either a library catalog or other library services?*



	2019	2020	2021	2022	2023
■ No	61%	69%	64%	51%	55%
■ Yes	39%	31%	36%	49%	45%

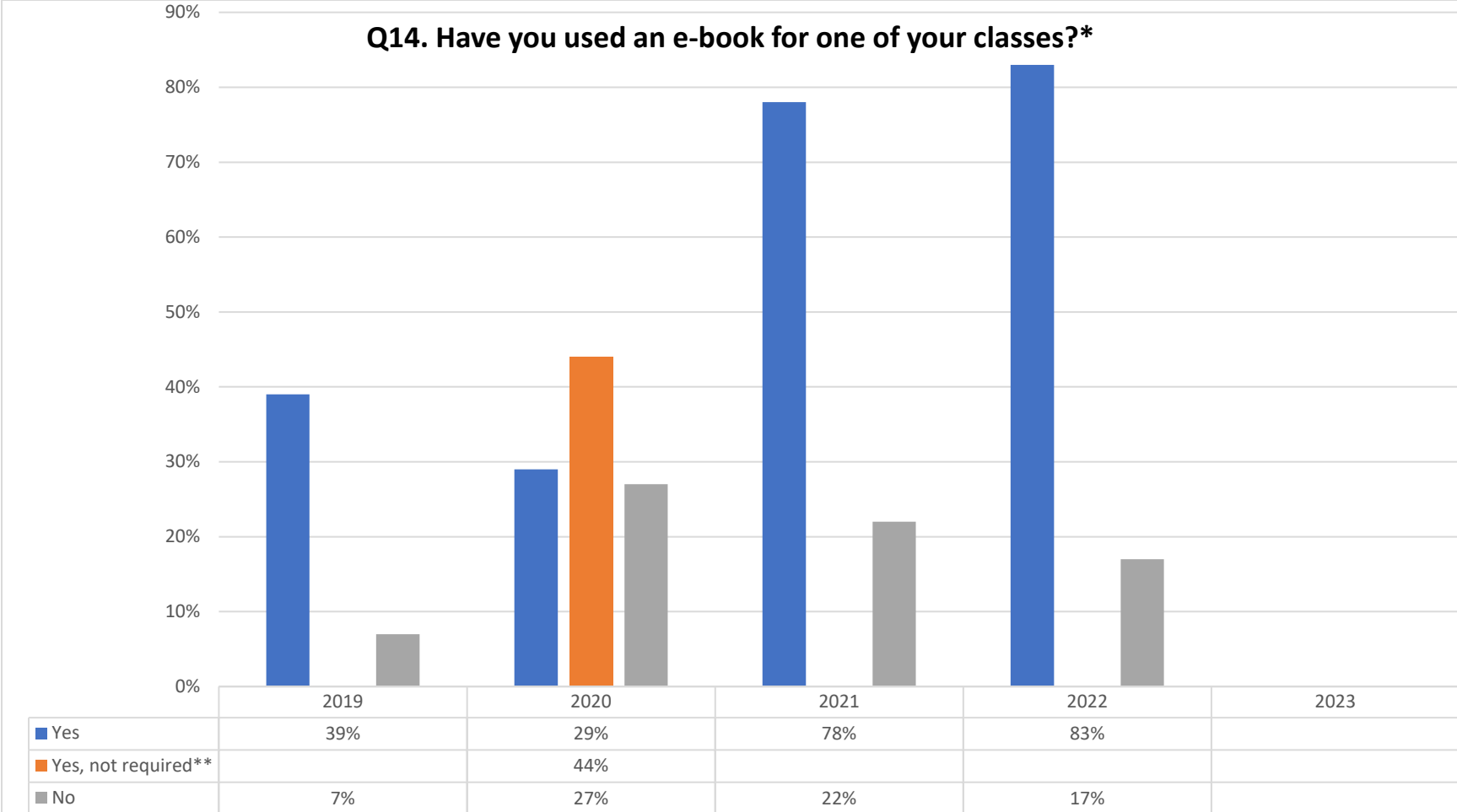
***This question was featured in the survey for the first time in 2018**

New York Law School Mendik Library First Week Pizza Survey Results 2019-2023



***This question was featured for the first time in 2021**
****The survey results for 2021 and 2022 were the same**

New York Law School Mendik Library First Week Pizza Survey Results 2019-2023

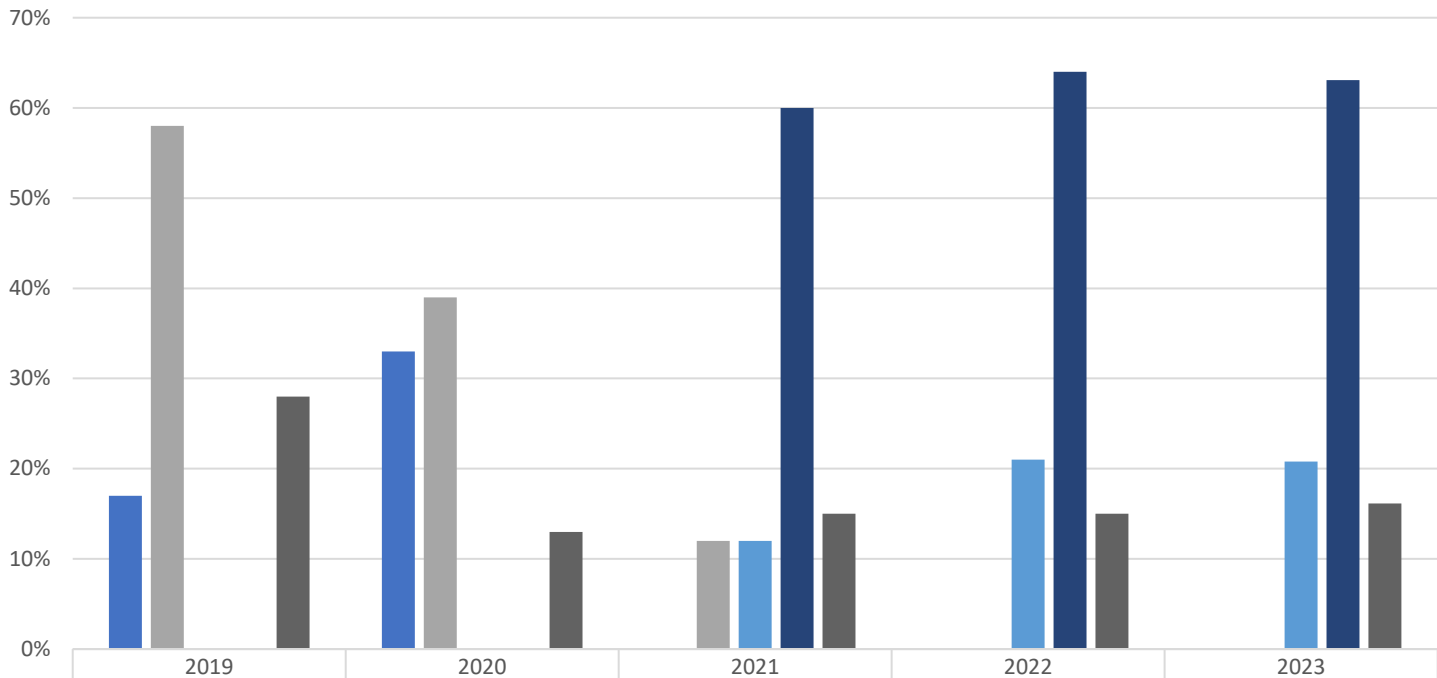


***This question was featured in the survey from 2018 through 2022**

****This answer choice was not featured in the survey after 2020**

New York Law School Mendik Library First Week Pizza Survey Results 2019-2023

Q15. Do you prefer PRINT or ELECTRONIC textbooks?

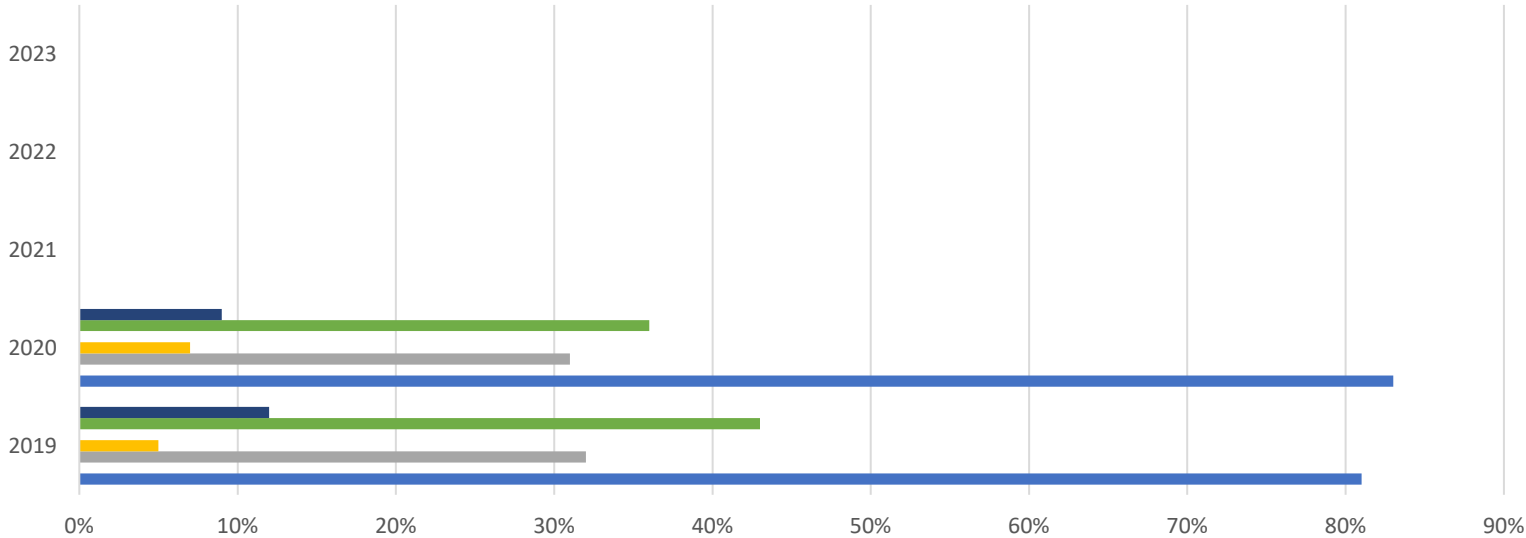


	2019	2020	2021	2022	2023
■ Yes*	17%	33%			
■ No*	58%	39%	12%		
■ I prefer E-Textbooks**			12%	21%	21%
■ I prefer Print Textbooks**			60%	64%	63%
■ No preference**	28%	13%	15%	15%	16%

*These answer choices were featured in the survey from 2018 through 2020
 **These answer choices were featured in the survey for the first time in 2021

New York Law School Mendik Library First Week Pizza Survey Results 2019-2023

Q16. Please specify each of the following devices that you have used to read/view e-books.*



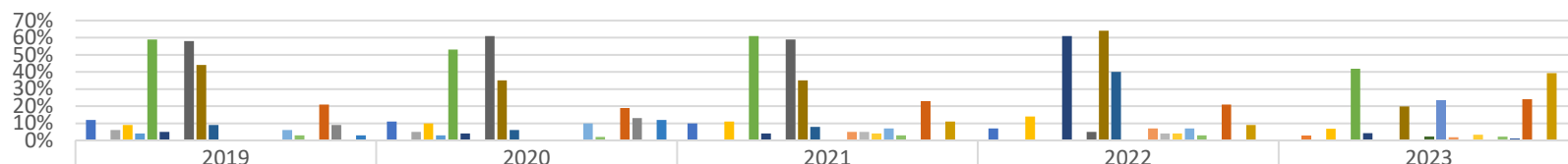
	2019	2020	2021	2022	2023
None-I have not read/viewed any e-books	12%	9%			
Smartphone	43%	36%			
Nook**					
Tablet other than an ipad	5%	7%			
iPad	32%	31%			
Kindle**					
Desktop/Laptop	81%	83%			

***This question was featured in the survey from 2018 through 2020**

****These answer choices were removed from the survey in 2019**

New York Law School Mendik Library First Week Pizza Survey Results 2019-2023

Q17. Which of these Mendik Library online databases have you used?*



	2019	2020	2021	2022	2023
Academic Search Premier**	12%	11%	10%	7%	
American Lawyer (ALM)****					3%
Bloomberg BNA*	6%	5%			
Bloomberg Law	9%	10%	11%	14%	7%
Factiva*	4%	3%			
Google Scholar	59%	53%	61%		42%
HeinOnline	5%	4%	4%	61%	4%
Kluwer Arbitration****					0%
JSTOR**	58%	61%	59%	5%	
Lexis	44%	35%	35%	64%	20%
Project Muse**	9%	6%	8%	40%	
Law360					2%
Oxford English Dictionary					23%
ProQuest Congressional***			5%	7%	2%
ProQuest Legislative Insight***			5%	4%	0%
ProQuest Regulatory Insight***			4%	4%	3%
Pysch INFO**	6%	10%	7%	7%	
SSRN	3%	2%	3%	3%	2%
VitalLaw****					1%
Westlaw	21%	19%	23%	21%	24%
None*	9%	13%			
I have used NONE of the listed sources***			11%	9%	39%
Other	3%	12%			0%

*These answer choices were removed from the survey after 2020

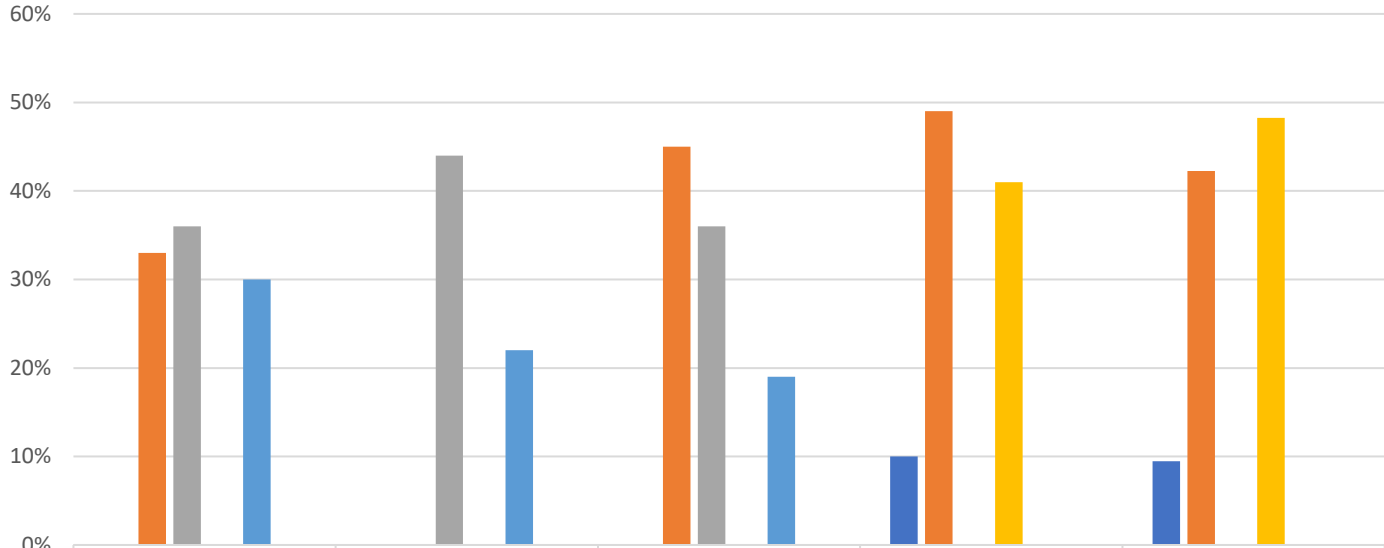
**These answer choices were removed from the survey after 2022

***These answer choices were featured in the survey for the first time in 2021

****These answer choices were featured in the survey for the first time in 2023

New York Law School Mendik Library First Week Pizza Survey Results 2019-2023

Q18. Within the past year, how many podcasts have you listened to or downloaded?

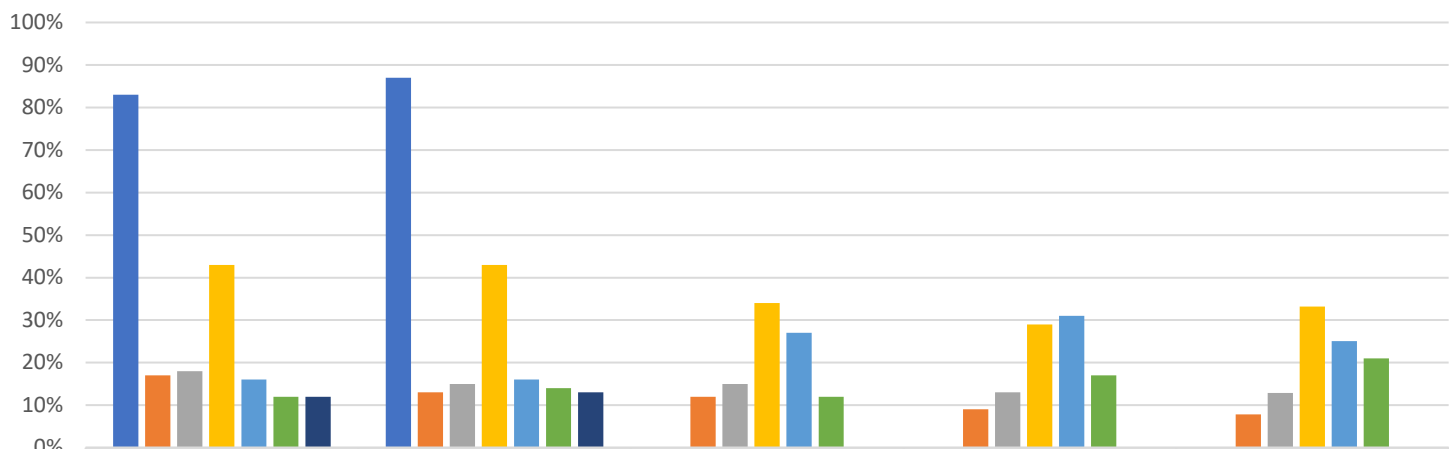


	2019	2020	2021	2022	2023
0***				10%	9%
1 to 5 podcasts	33%		45%	49%	42%
More than 5 podcasts**	36%	44%	36%		
6+***				41%	48%
No podcasts**	30%	22%	19%		
I don't know what a podcast is*	0%	0%			

***This answer choice was not featured in the survey after 2020**
****These answer choices were not featured in the survey after 2021**
*****These answer choices were featured in the survey for first time in 2022**

New York Law School Mendik Library First Week Pizza Survey Results 2019-2023

Q19. Have you used video tutorials (on YouTube or elsewhere) for help understanding or studying content from any of your undergraduate or graduate classes?

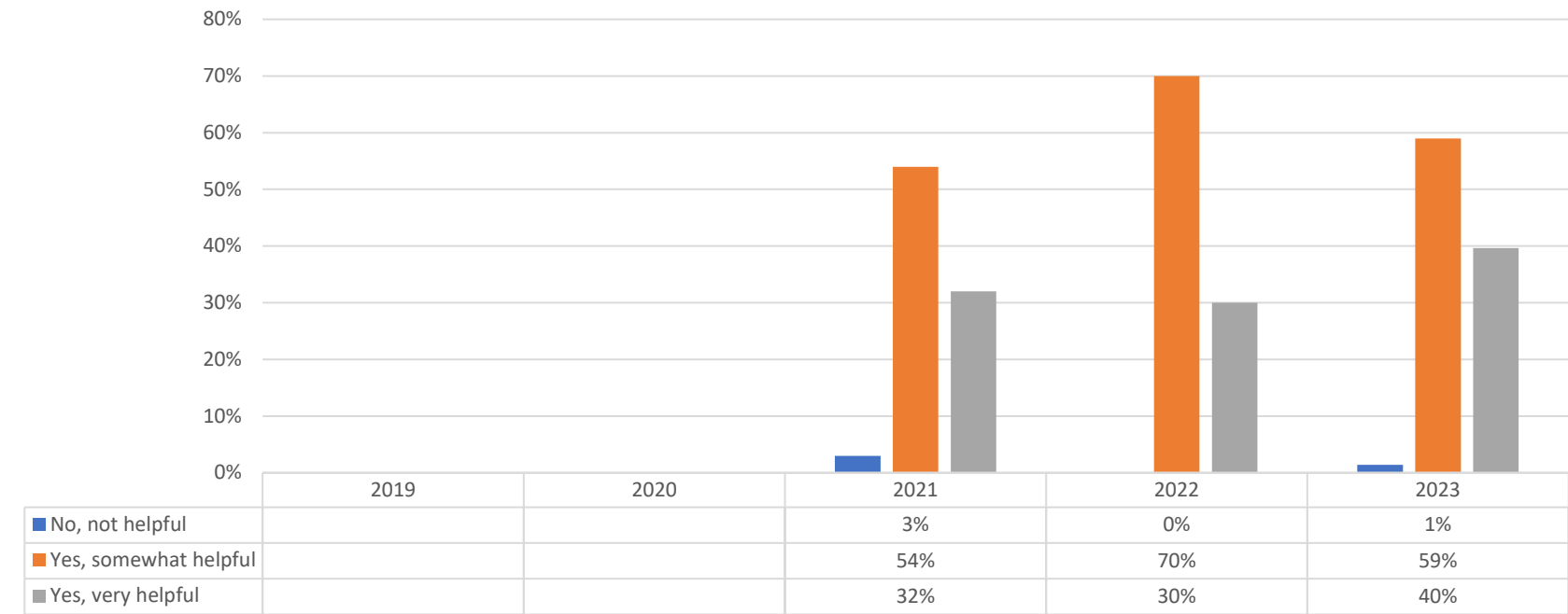


	2019	2020	2021	2022	2023
■ Yes*	83%	87%			
■ No	17%	13%	12%	9%	8%
■ Once or twice	18%	15%	15%	13%	13%
■ A few times	43%	43%	34%	29%	33%
■ More than a few times	16%	16%	27%	31%	25%
■ Regularly	12%	14%	12%	17%	21%
■ I have not used YouTube or other video tutorials.*	12%	13%			

***These answer choices were not featured in the survey after 2020**

New York Law School Mendik Library First Week Pizza Survey Results 2019-2023

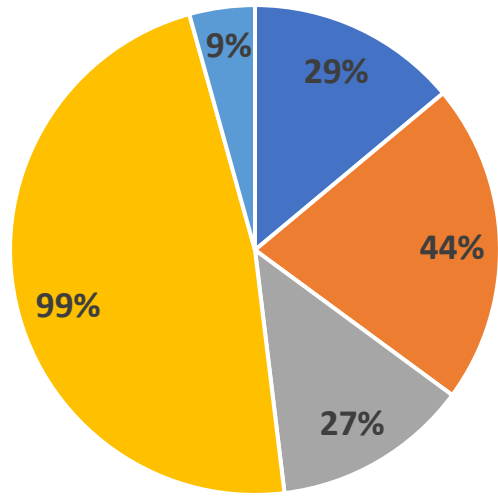
Q20. Did you find these videos to be helpful?*



***This question was featured in the survey for the first time in 2021**

New York Law School Mendik Library First Week Pizza Survey Results 2019-2023

Q21. Which of the following remote meeting platforms have you used?*

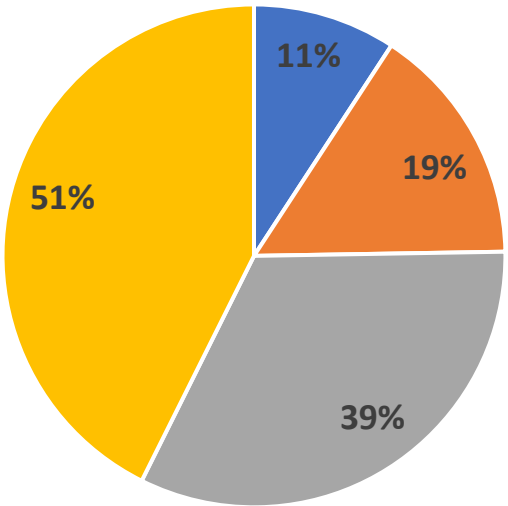


■ Microsoft Teams ■ GoTo Meetings ■ WebX ■ Zoom ■ Other

*This question was featured in the survey for the first time in 2020, and removed after 2020

New York Law School Mendik Library First Week Pizza Survey Results 2019-2023

Q22. Have you used a Generative AI/ Large Language Model (LLM) in any of the following situations?*

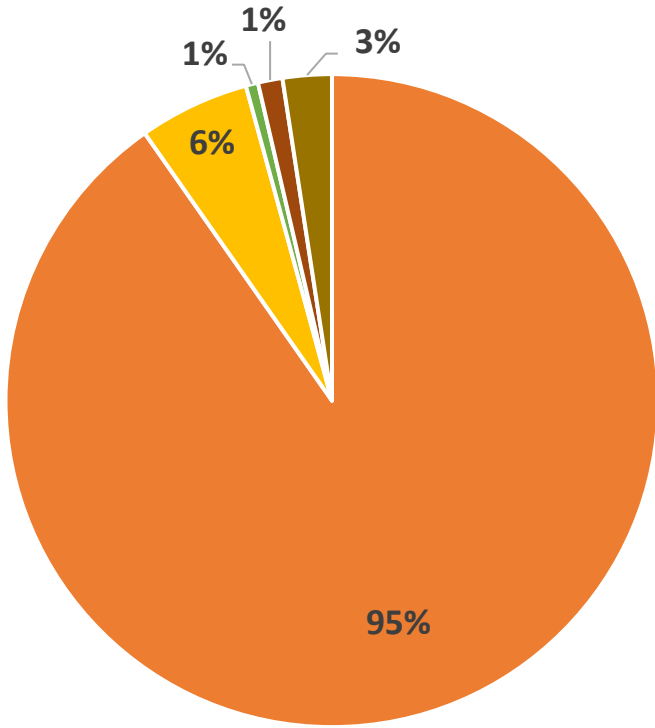


■ In an Academic setting ■ For work outside of school ■ Just to see what it is all about ■ No

*This question was featured in the survey for the first time in 2023

New York Law School Mendik Library First Week Pizza Survey Results 2019-2023

Q23. Which of the following Generative AI/ Large Language Models (LLM) did you use?*



- ChatGPT (Open AI)
- Bard (Google)
- Claude (Anthropic)
- Copilot (Microsoft)
- Other

*This question was featured in the survey for the first time in 2023